

Schedule 1:

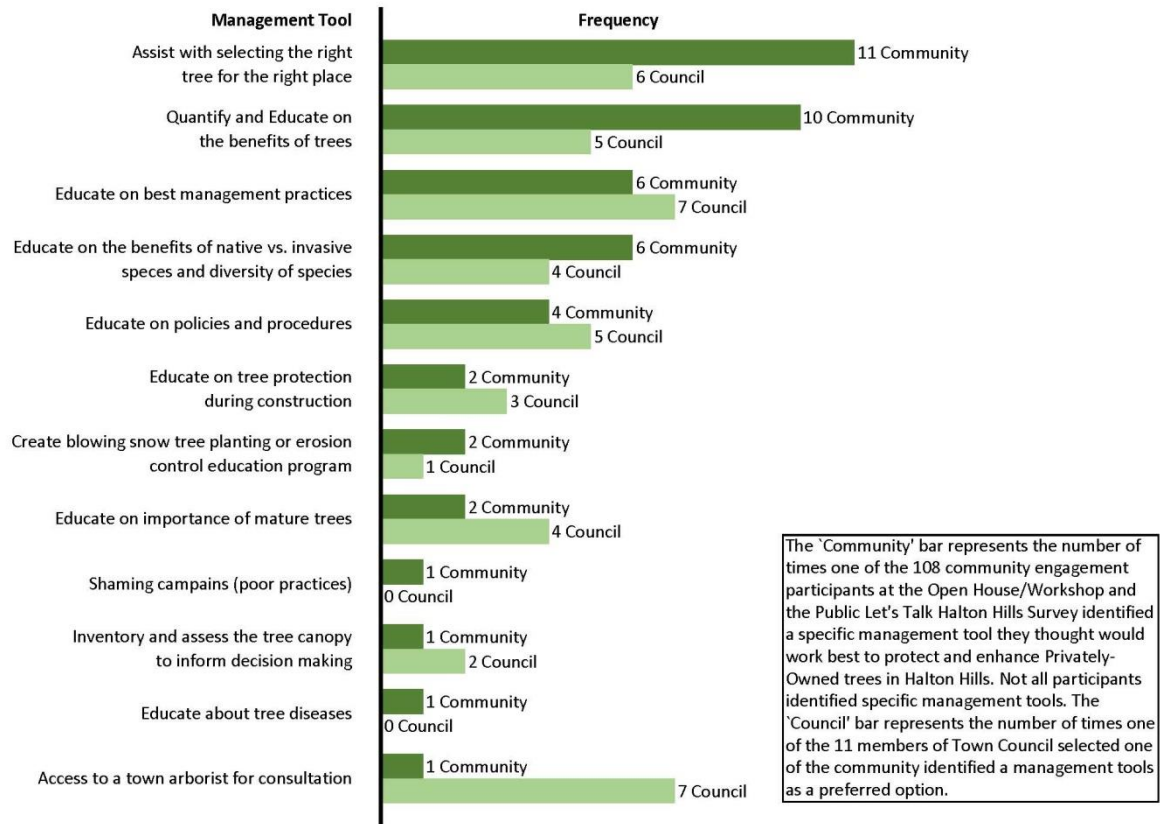
Privately-Owned Tree Management Strategy Graphs

Graphs 1 to 3 (below) summarizes the frequency of the top four preferred management tools selected by Town Council. Where a management tool is highlighted in colour, it will be further evaluated by the Consultant. Graphs 4 to 6 compare the frequency of management tools selected by Town Council to the frequency of responses identified in the Let's Talk Survey for the public and from the open house held in March 2020.

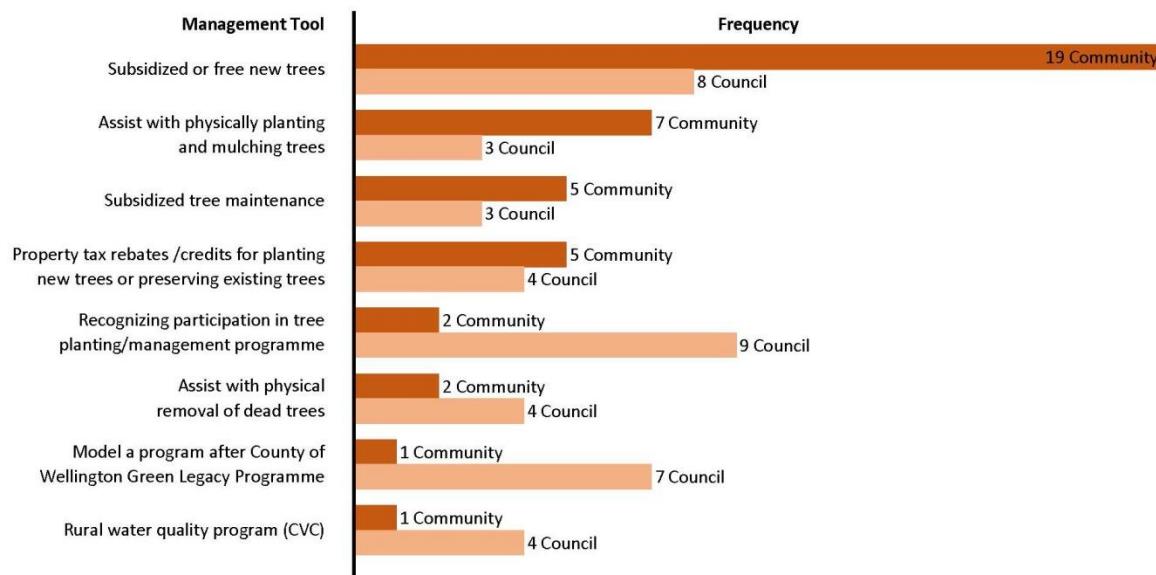
Graph 1 - Top Four Education Tools Selected by Town Council

[illegible]

Graph 4 - Education Tools Identified by Community Compared with Selection by Council

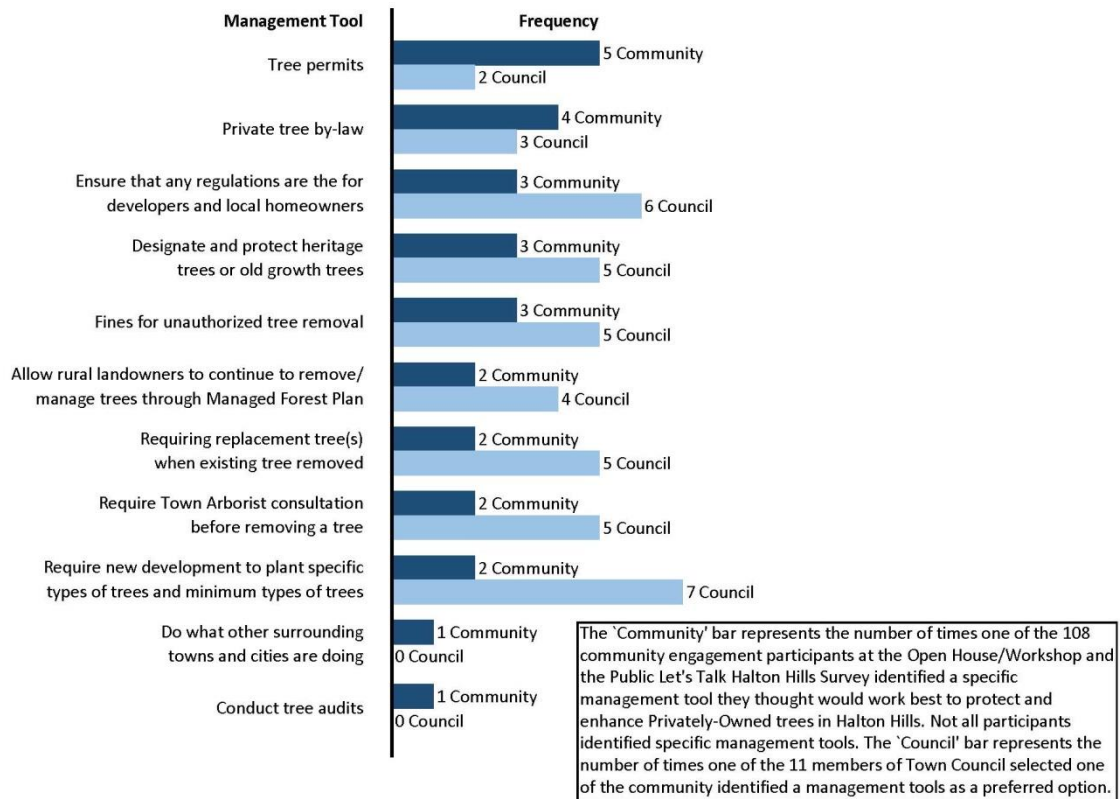


Graph 5 - Incentive Tools Identified by Community Compared with Selection by Council

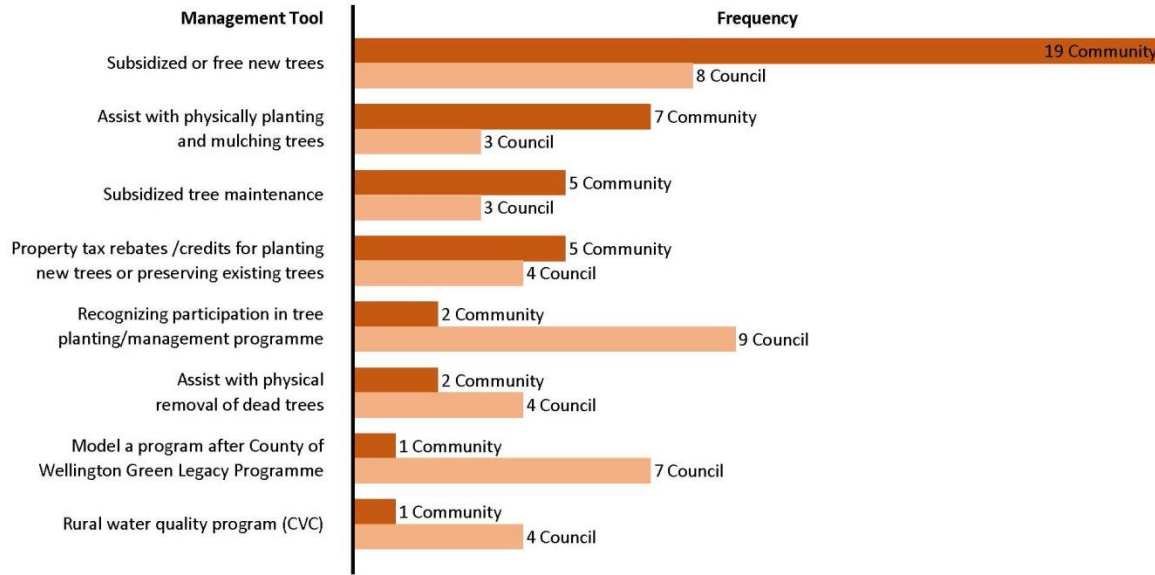


The 'Community' bar represents the number of times one of the 108 community engagement participants at the Open House/Workshop and the Public Let's Talk Halton Hills Survey identified a specific management tool they thought would work best to protect and enhance Privately-Owned trees in Halton Hills. Not all participants identified specific management tools. The 'Council' bar represents the number of times one of the 11 members of Town Council selected one of the community identified a management tools as a preferred option.

Graph 6 - Regulation Tools Identified by Community Compared with Selection by Council



Graph 5 - Incentive Tools Identified by Community Compared with Selection by Council



The 'Community' bar represents the number of times one of the 108 community engagement participants at the Open House/Workshop and the Public Let's Talk Halton Hills Survey identified a specific management tool they thought would work best to protect and enhance Privately-Owned trees in Halton Hills. Not all participants identified specific management tools. The 'Council' bar represents the number of times one of the 11 members of Town Council selected one of the community identified a management tools as a preferred option.

Graph 4 - Education Tools Identified by Community Compared with Selection by Council

